

TEACHING ART THROUGH TECHNOLOGY: MENTOR ARTISTS

By Jessie Hernandez &
KaSaundra Lopez

ART 305: ARTICLE PRESENTATION



DIGITAL ART: A NEW WAY OF LOOKING AT THE WORLD

<https://www.pointsdevue.com/article/digital-art-new-way-looking-world>

MAJOR POINTS:

- 🟢 Digital art is furthering the development of traditional techniques
- 🟢 Digital innovation and computerised distribution help make art widely available to the general public to incorporate into a creative process
- 🟢 Digital artists have learned to control specific features of the light emitted by screens and the variations in color
- 🟢 The opportunities afforded by digital technologies seem limitless
- 🟢 "Different, yes. Less enjoyable, no. I love the feel of chalk or charcoal in my hand, but the way in which digital brush gently slides across a tablet is extremely pleasant." Jeremy Sutton





HOW CAN WE EMULATE RELEVANT ARTISTS IN THE CLASSROOM?

What tools or practices can we implement?





HOW ARE THE MENTOR ARTISTS
THAT WE CHOOSE TO SHOW
IMPACTFUL TO STUDENTS?



How can we be intentional about who we highlight?

What should we keep in mind?


PETRA CORTRIGHT

- works at the intersection of the internet and art
- work focuses on creation & distribution of digital files
 - video-sharing sites
 - YouTube
- lends herself to internet culture
 - integrates meme culture
 - viral internet behaviors and trends
 - internet motifs and iconography
- "rough home-video aesthetic"
 - webcam + visual effects and filters due to affordability and accessibility
 - computer graphics
 - Photoshop (self taught via online tutorials)



The takeaway: It doesn't matter what you use, it's how you use it!

webcam (2007)




Stella McCartney campaign (2016)

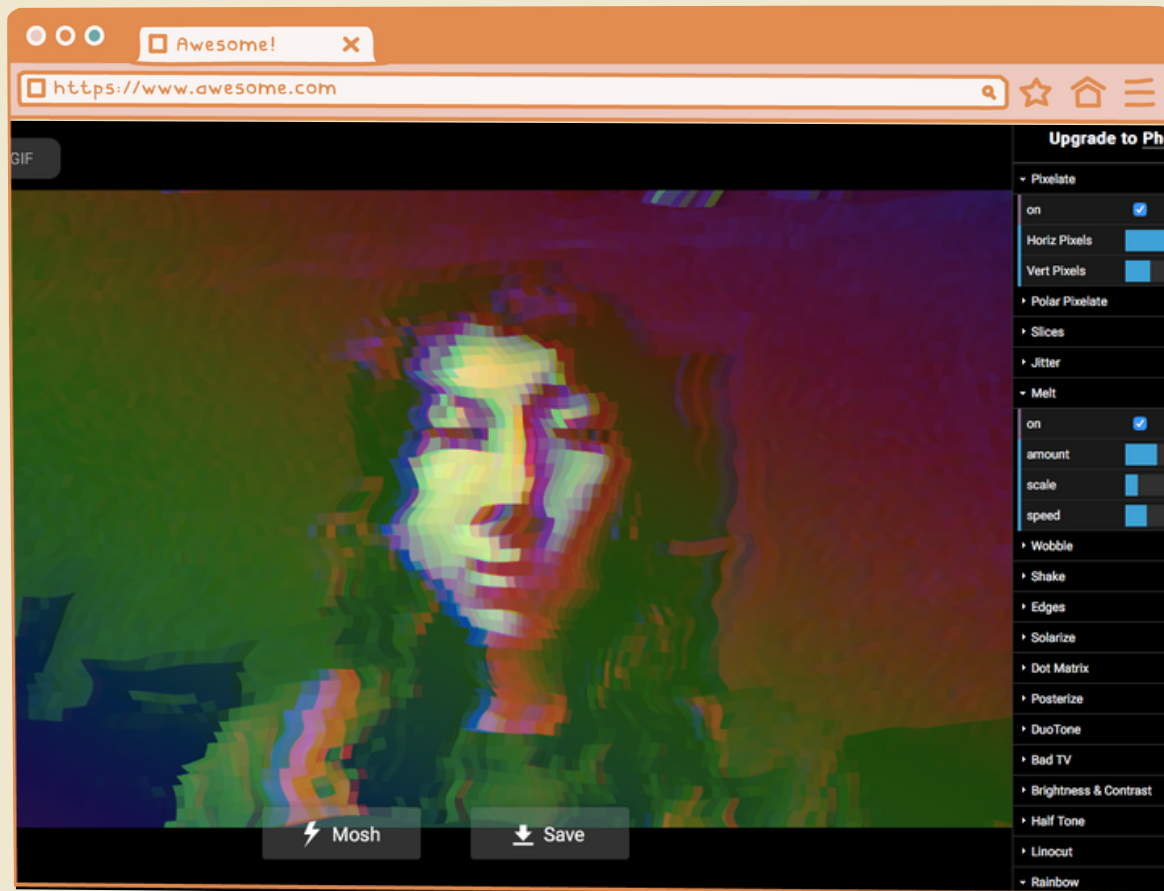


MANDY JURGENS


- Freelance illustrator and character artist specializing in portraiture
- Fascinated by color and texture influencing emotions
 - Uses Photoshop and Procreate
 - Plays with the viewers gaze
- Draftsmanship: your ability to draw will improve your ability to paint
 - going beyond basic color theory and understanding of light and color
- inspiration: pinterest, huaban and reddit
- Artworks displayed on Instragram, Twitter, art station, MandyJurgens.com (her personal website)



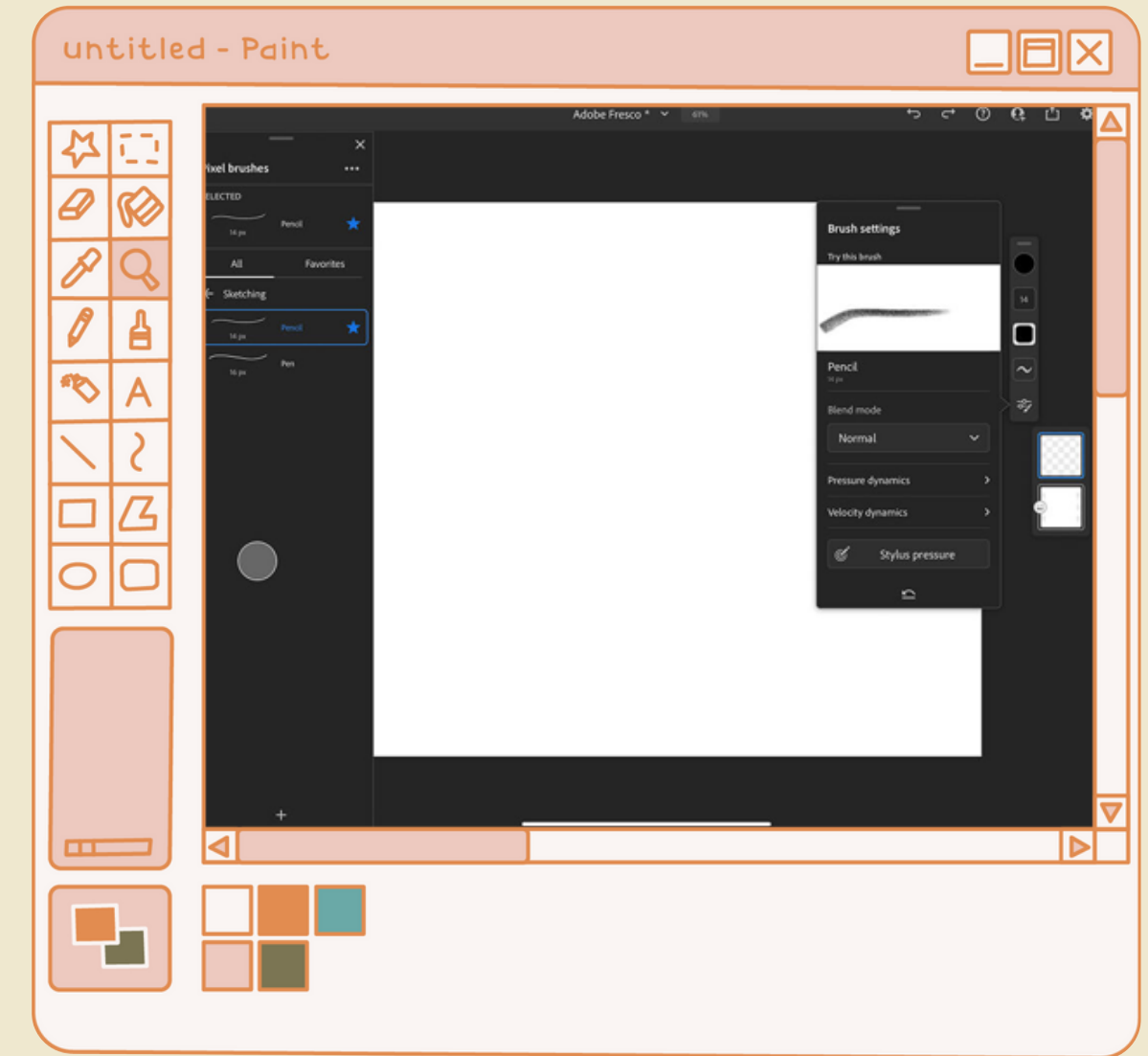
RESOURCES!



Photomosh.com



TikTok




Adobe Fresco

RESOURCES!

Resource:

Photomosh.com



Project Ideas/Uses:

- create GIFs or JPGs through automated generator
- reference photos for paintings or drawings

TikTok



- stop motion
- artist talks/meet the artist
- "bite sized" tutorial videos

Adobe Fresco




- FREE digital drawing and painting app
- some Photoshop elements in easy-to-use format



LET'S PHOTOMOSH!

STEPS:

- type photomosh.com into your browser
 - use webcam
 - automosh or play with the filters!
 - take a screenshot and set as your zoom background!
 - show and tell!
- 

THANK YOU!



jessieteachesart.weebly.com

kasaundra22.weebly.com